

## FYI Resources Ltd.

Aluminum Australia ASX:FYI

## ESG Risk Rating

21.4

Updated Sep 7, 2022

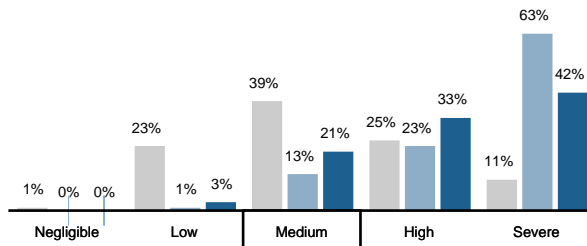
-2.4

Momentum

## Medium Risk



## ESG Risk Rating Distribution



## ESG Risk Rating Ranking

UNIVERSE	RANK	PERCENTILE
	(1 <sup>st</sup> = lowest risk)	(1 <sup>st</sup> = lowest risk)
Global Universe	4282/14618	30th
Diversified Metals INDUSTRY	5/172	3rd
Aluminum SUBINDUSTRY	4/33	10th

## Peers Table

Peers (Market cap \$0.0 - \$0.2bn)

Peers (Market cap \$0.0 - \$0.2bn)	Exposure	Management	ESG Risk Rating
1. FYI Resources Ltd.	42.0 Medium	52.9 Strong	21.4 Medium
2. Alro SA Slatina	53.4 Medium	49.4 Average	29.4 Medium
3. Alumil Rom Industry SA	54.5 Medium	29.0 Average	40.1 Severe
4. ProfilGruppen AB	62.4 High	29.8 Average	45.5 Severe
5. Midas Holdings Ltd.	60.0 High	9.9 Weak	54.5 Severe

# FYI Resources Ltd.

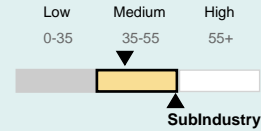
Aluminum Australia ASX:FYI

## ESG Risk Analysis

Exposure refers to the extent to which a company is exposed to different material ESG Issues. The exposure score takes into consideration subindustry and company-specific factors such as its business model.

### ESG Risk Exposure

**42.0** **-7.7**  
**Medium** Momentum  
 Beta = 0.76




FYI Resources has designed and constructed a pilot plant, but it has not reached the development or production stage. Therefore, its exposure to issues like occupational health and safety and emissions, effluents and waste is lower than peers in the aluminium industry. Additionally, the company's technology produces alumina using 40% less energy than the traditional Bayer process and emits half the amount of GHG emissions, further reducing its exposure to carbon emissions from its own operations. Conversely, companies that supply materials used in electric vehicles are increasingly scrutinized for the environmental and social impacts associated with operations. Furthermore, FYI Resources will have to develop mines to supply its plant; proposals for new mines often generate significant community scrutiny, particularly when mines and communities share limited resources, such as water.

The company's overall exposure is medium and is moderately below subindustry average. Emissions, Effluents and Waste, Community Relations and Occupational Health and Safety are notable material ESG issues.

Management refers to how well a company is managing its relevant ESG issues. The management score assesses the robustness of a company's ESG programs, practices, and policies.

### ESG Risk Management

**52.9** **-3.5**  
**Strong** Momentum



FYI Resources' overall ESG-related disclosure is not aligned with best practice, such as GRI reporting standards. Its disclosure on the management of future greenhouse gas emissions is relatively weak, limiting peer comparison and benchmarking of its carbon emissions. On the other hand, the company discloses that it is taking steps to improve this and its disclosure on other ESG issues that are material to its business model are stronger. The company has also improved its governance of sustainability issues, with a newly established ESG committee that reports to the board. The company has strong policies on some key ESG issues, such as bribery and corruption, Indigenous rights and the environment, and a strong closure plan in place. However, there is no evidence of strategic community development initiatives.

The company's overall management of material ESG issues is strong.

# FYI Resources Ltd.

Aluminum Australia ASX:FYI

## Material ESG Issues

These are the Material ESG Issues driving the ESG Risk Rating.

Issue Name	ESG Risk Exposure	ESG Risk Management	ESG Risk Rating	Contribution to ESG Risk Rating
	Score   Category	Score   Category	Score   Category	
Corporate Governance	9.0 High	49.7 Average	4.5 Medium	21.2%
Community Relations	6.0 Medium	48.9 Average	3.4 Low	15.7%
Carbon -Own Operations	3.2 Low	16.9 Weak	2.7 Low	12.8%
Emissions, Effluents and Waste	3.3 Low	45.6 Average	1.9 Negligible	9.1%
Business Ethics	3.0 Low	40.0 Average	1.9 Negligible	8.7%
Bribery and Corruption	5.0 Medium	68.8 Strong	1.7 Negligible	8.1%
Human Capital	2.5 Low	37.5 Average	1.6 Negligible	7.5%
Resource Use	2.2 Low	34.2 Average	1.6 Negligible	7.5%
Occupational Health and Safety	4.8 Medium	80.0 Strong	1.3 Negligible	6.3%
Land Use and Biodiversity	3.0 Low	78.3 Strong	0.7 Negligible	3.1%
<b>Overall</b>	<b>42.0 Medium</b>	<b>52.9 Strong</b>	<b>21.4 Medium</b>	<b>100.0%</b>

## Events Overview

Identify events that may negatively impact stakeholders, the environment, or the company's operations.

### Category (Events)

 **Severe (0)**

 **High (0)**

 **Significant (0)**

 **Moderate (0)**

 **Low (0)**

# FYI Resources Ltd.

Aluminum Australia ASX:FYI

## Events Overview

Identify events that may negatively impact stakeholders, the environment, or the company's operations.

## Category (Events)

**None (16)**

Accounting and Taxation

Anti-Competitive Practices

Bribery and Corruption

Business Ethics

Community Relations

Emissions, Effluents and Waste

Employees - Human Rights

Energy Use and GHG Emissions

Intellectual Property

Labour Relations

Land Use and Biodiversity

Lobbying and Public Policy

Occupational Health and Safety

Sanctions

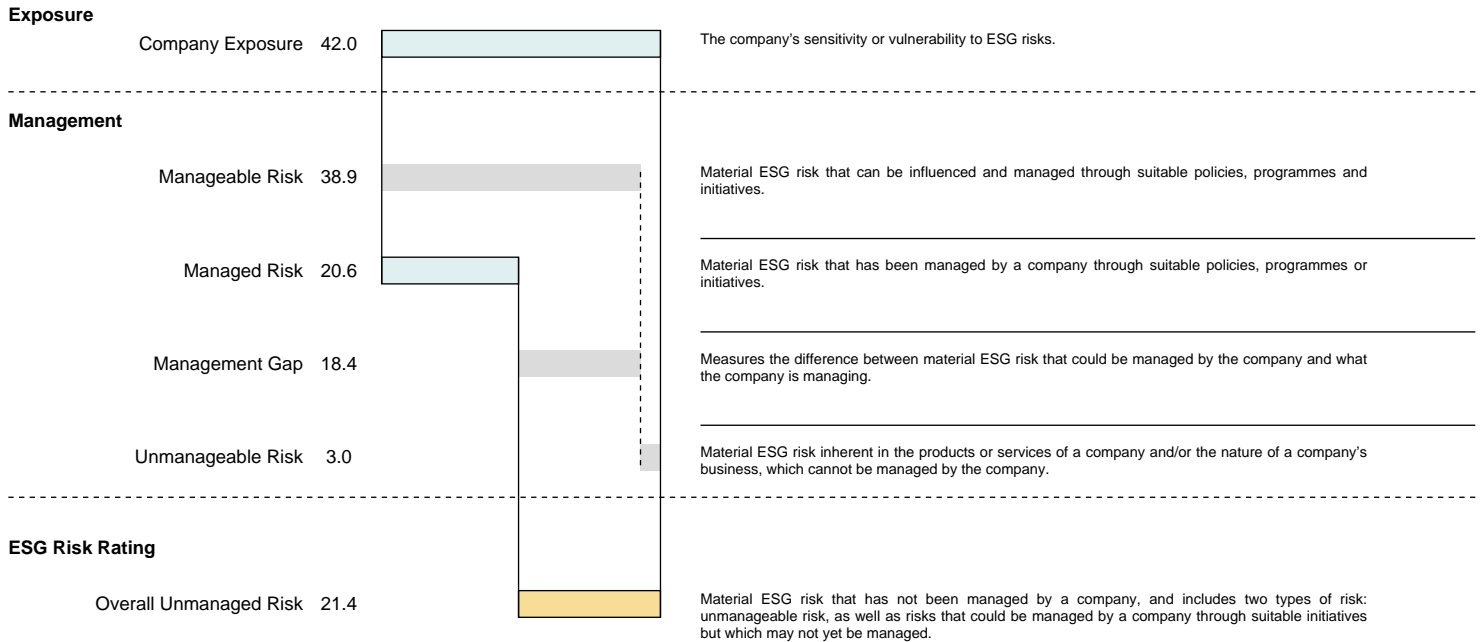
Society - Human Rights

Water Use

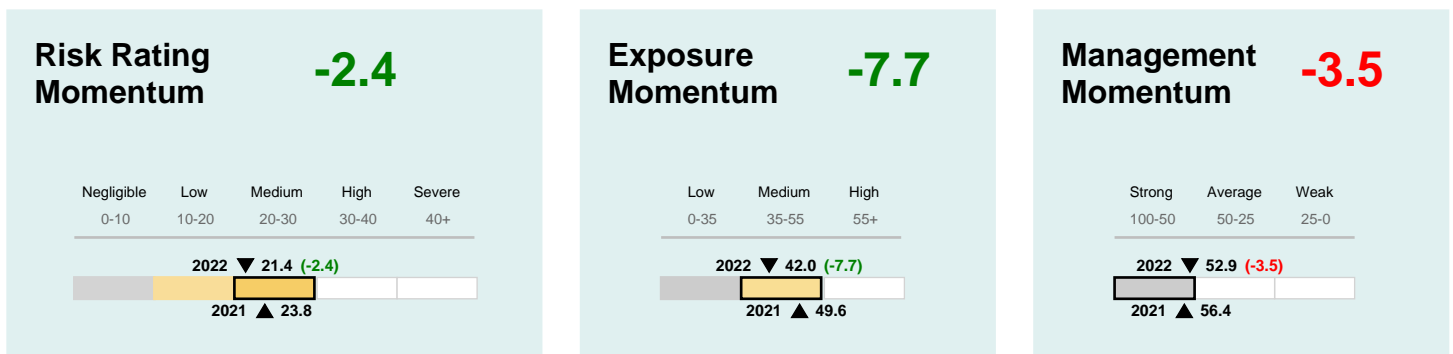
# FYI Resources Ltd.

Aluminum Australia ASX:FYI

## Risk Decomposition



## Momentum Details



# FYI Resources Ltd.

Aluminum Australia ASX:FYI

## GLOSSARY OF TERMS

### Beta (Beta, $\beta$ )

A factor that assesses the degree to which a company's exposure deviates from its **subindustry's** exposure on a **material ESG issue**. It is used to derive a company-specific issue exposure score for a material ESG issue. It ranges from 0 to 10, with 0 indicating no exposure, 1 indicating the subindustry average, and 10 indicating exposure that is ten times the subindustry average.

### Corporate Governance Pillar

A pillar provides a signal about a company's management of a specific Corporate Governance issue.

### ESG Risk Category

Companies' **ESG Risk Rating scores** are assigned to five ESG risk categories in the **ESG Risk Rating**:

-  **Negligible risk:** enterprise value is considered to have a negligible risk of material financial impacts driven by ESG factors
-  **Low risk:** enterprise value is considered to have a low risk of material financial impacts driven by ESG factors
-  **Medium risk:** enterprise value is considered to have a medium risk of material financial impacts driven by ESG factors
-  **High risk:** enterprise value is considered to have a high risk of material financial impacts driven by ESG factors
-  **Severe risk:** enterprise value is considered to have a severe risk of material financial impacts driven by ESG factors

Note that because ESG risks materialize at an unknown time in the future and depend on a variety of unpredictable conditions, no predictions on financial or share price impacts, or on the time horizon of such impacts, are intended or implied by these risk categories.

### ESG Risk Rating Score (Unmanaged Risk Score)

The company's final score in the **ESG Risk Rating**; it applies the concept of **risk decomposition** to derive the level of **unmanaged risk** for a company.

### Event Category

Sustainalytics categorizes events that have resulted in negative ESG impacts into five event categories: Category 1 (low impact); Category 2 (moderate impact); Category 3 (significant impact); Category 4 (high impact); and Category 5 (severe impact).

### Event Indicator

An indicator that provides a signal about a potential failure of management through involvement in controversies.

### Excess Exposure

The difference between the company's **exposure** and its **subindustry** exposure.

### Exposure

A company or **subindustry's** sensitivity or vulnerability to ESG risks.

### Idiosyncratic Issue

An issue that was not deemed material at the **subindustry** level during the **consultation process** but becomes a **material ESG issue** for a company based on the occurrence of a Category 4 or 5 event.

### Manageable Risk

Material ESG risk that can be influenced and managed through suitable policies, programmes and initiatives.

### Managed Risk

Material ESG Risk that has been managed by a company through suitable policies, programmes and initiatives.

### Management

A company's handling of ESG risks.

### Management Gap

Refers to the difference between what a company has managed and what a company could possibly manage. It indicates how far the company's performance is from best practice.

### Management Indicator

An indicator that provides a signal about a company's management of an ESG issue through policies, programmes or quantitative performance.

### Material ESG Issue

A core building block of the **ESG Risk Rating**. An ESG issue is considered to be material within the rating if it is likely to have a significant effect on the enterprise value of a typical company within a given **subindustry**.

### Subindustry

Subindustries are defined as part of Sustainalytics' own classification system.

### Unmanageable Risk

Material ESG Risk inherent from the intrinsic nature of the products or services of a company and/or the nature of a company's business, which cannot be managed by the company if the company continues to offer the same type of products or services and remains in the same line of business.

### Unmanaged Risk

Material ESG risk that has not been managed by a company, and includes two types of risk: **unmanageable risk**, as well as risks that could be managed by a company through suitable initiatives, but which may not yet be managed (**management gap**).

# FYI Resources Ltd.

Aluminum Australia ASX:FYI

## DISCLAIMER

**Copyright © 2022 Sustainalytics. All rights reserved.**

The information, methodologies, data and opinions contained or reflected herein are proprietary of Sustainalytics and/or its third parties suppliers (Third Party Data), intended for internal, non-commercial use, and may not be copied, distributed or used in any way, including via citation, unless otherwise explicitly agreed in writing. They are provided for informational purposes only and (1) do not constitute investment advice; (2) cannot be interpreted as an offer or indication to buy or sell securities, to select a project or make any kind of business transactions; (3) do not represent an assessment of the issuer's economic performance, financial obligations nor of its creditworthiness.

These are based on information made available by third parties, subject to continuous change and therefore are not warranted as to their merchantability, completeness, accuracy or fitness for a particular purpose. The information and data are provided "as is" and reflect Sustainalytics' opinion at the date of their elaboration and publication. Sustainalytics nor any of its third-party suppliers accept any liability for damage arising from the use of the information, data or opinions contained herein, in any manner whatsoever, except where explicitly required by law. Any reference to third party names or Third Party Data is for appropriate acknowledgement of their ownership and does not constitute a sponsorship or endorsement by such owner. A list of our third-party data providers and their respective terms of use is available on our website. For more information, visit <http://www.sustainalytics.com/legal-disclaimers>.